



# TRAFFORD COUNCIL

## AGENDA PAPERS FOR TRAFFORD COVID-19 PUBLIC ENGAGEMENT BOARD

Date: Wednesday, 11 August 2021

Time: 10.00 am

Place: Virtual meeting

<https://www.youtube.com/channel/UCjwblOW5x0NSe38sgFU8bKg>

<b>A G E N D A</b>	<b>PART I</b>	<b>Pages</b>
1.	<b>ATTENDANCES</b>	
	To note attendances, including officers, and any apologies for absence.	
2.	<b>DECLARATIONS OF INTEREST</b>	
	Members to give notice of any interest and the nature of that interest relating to any item on the agenda in accordance with the adopted Code of Conduct.	
3.	<b>MINUTES</b>	1 - 4
	To receive and, if so determined, to approve as a correct record the Minutes of the meeting held on 28 <sup>th</sup> July 2021.	
4.	<b>UPDATE ON THE CURRENT COVID-19 SITUATION IN TRAFFORD</b>	5 - 12
	To receive an update from the Director of Public Health.	
5.	<b>SELF-ISOLATION PATHFINDER UPDATE</b>	
	To receive a verbal update from the Covid-19 Project Manager.	
6.	<b>10 POINT PLAN</b>	
	(a) <b>Mass Testing</b>	
	To receive a verbal update from a Consultant in Public Health.	
	(b) <b>Contact Tracing and Outbreak Management</b>	

To receive a verbal update from a Consultant in Public Health and Operations Manager, Health.

(c) **Mass Vaccination**

To receive a verbal update from the Deputy Medical Director, Trafford CCG.

(d) **Community Engagement**

To receive a verbal update from the Head of Regulatory Services.

**7. PUBLIC ENGAGEMENT BOARD ACTIVITY**

For all Board Members to provide updates on any activity pertaining to the remit of the Board not covered elsewhere on the agenda.

**8. ANY OTHER BUSINESS**

To consider any other items of business not on the agenda which need to be considered by the Board before the next confirmed meeting.

**SARA TODD**

Chief Executive

Membership of the Committee

Council Leader or named Elected Member, nominated leads from opposition parties  
VCSE representatives – including specialists relating to key population groups (older people; BAME; children; mental health , Learning Difficulties), Partnerships lead, Communications lead, Director of Public Health, Director of Adult Social Services, Director for Children's Services, Neighbourhood representatives, Clinical Commissioning Group representative, Trafford Local Care Organisation representative, Healthwatch Representative

Further Information

For help, advice and information about this meeting please contact:

Fabiola Fuschi,

Tel: 07813 397611

Email: [Fabiola.fuschi@trafford.gov.uk](mailto:Fabiola.fuschi@trafford.gov.uk)

This agenda was issued on **Monday 9<sup>th</sup> August 2021** by the Legal and Democratic Services Section, Trafford Council, Trafford Town Hall; Talbot Road, Stretford, Manchester, M32 0TH

**WEBCASTING**

This meeting will be filmed for live and / or subsequent broadcast on the Council's website and / or YouTube channel <https://www.youtube.com/user/traffordcouncil>

## Trafford Covid-19 Public Engagement Board - Wednesday, 11 August 2021

---

The whole of the meeting will be filmed, except where there are confidential or exempt items.

If you make a representation to the meeting you will be deemed to have consented to being filmed. By entering the body of the Committee Room you are also consenting to being filmed and to the possible use of those images and sound recordings for webcasting and/or training purposes. If you do not wish to have your image captured or if you have any queries regarding webcasting of meetings, please contact the Democratic Services Officer on the above contact number or email [democratic.services@trafford.gov.uk](mailto:democratic.services@trafford.gov.uk)

Members of the public may also film or record this meeting. Any person wishing to photograph, film or audio-record a public meeting is requested to inform Democratic Services in order that necessary arrangements can be made for the meeting. Please contact the Democratic Services Officer 48 hours in advance of the meeting if you intend to do this or have any other queries.

This page is intentionally left blank

Document Pack Page 1  
**Trafford Covid-19 Public Engagement Board**

Wednesday 28<sup>th</sup> July 2021 – 10:00 a.m. – Virtual meeting

Present:

Councillor Freeman (Chair)	Executive Member for Covid-19 Recovery and Reform
Councillor Newgrosh	Member of the Health Scrutiny Committee, Trafford Council
Councillor Cordingley	Member of the Health Scrutiny Committee, Trafford Council
Councillor Welton	Ward Councillor, Green Party Group
Councillor Blackburn	Shadow Executive Member for Health, Wellbeing, and Equalities
Councillor Mitchell	War Councillor, Conservative Party Group
Eleanor Roaf	Director of Public Health, Trafford Council
Khan Moghal	Chair, Voice of BME Trafford
Ben Wilmott	Covid-19 Senior Project Manager, Trafford Council
Nigel Smith	Head of Regulatory Services, Trafford Council
Rebecca Demaine	Associate Director of Commissioning – Primary Care, Trafford CCG
Helen Gollins	Consultant in Public Health, Trafford Council
Kate Murdock	Operations Manager, Health, Trafford Council
Jilla Burgess-Allen	Consultant in Public Health, Trafford Council
George Devlin	Lay Member for Patient and Public Participation, Trafford CCG
Molly Shaw	Governance Services, Trafford Council
Alexander Murray	Governance Officer, Trafford Council

	Item	Decision / Action	Key Person for Action
1.	Welcome and apologies	Apologies were received from Kirsty Johnson, Ellie Caddick, Sara Radcliffe, Councillor D Western, Councillor Chilton, Councillor Akinola and Helen Grant.	
2.	Minutes	The minutes of the meeting 14 <sup>th</sup> July 2021 were agreed as an accurate record.	
3.	Membership	There had been no changes to the Membership since the last meeting.	
4.	Update on the current Covid-19 situation in Trafford	<p><b>The Board agreed to note the update.</b></p> <p><b>The following messages were shared with the Board:</b></p> <ol style="list-style-type: none"> <li>1. There has been a drop in the number of new cases however there has also been a reduction in the rate of testing and the positivity rates of tests are still high;</li> <li>2. Hospitalisation rates are increasing;</li> <li>3. The number of close contacts reported after a positive case is lower than would be expected so there is a need to encourage people to be honest when recording their close contacts;</li> <li>4. People need to take additional care (even if vaccinated) by avoiding crowded places, meeting</li> </ol>	<b>All</b>

		people outdoors where possible, wearing a mask, keeping up with hand hygiene, and working from home if you are able.	
5.	Self-Isolation Pathfinder Update	<p><b>The Board agreed to note the update.</b></p> <p><b>The following messages were shared with the Board:</b></p> <ol style="list-style-type: none"> <li>1. Proactive engagement was continuing within specified areas with people who have a positive case of covid-19;</li> <li>2. The team have successfully contacted 65% of cases and only 12% have required enhanced support;</li> <li>3. Work is ongoing to establish a text messaging service which will identify other needs that are not currently covered by the service.</li> </ol>	All
6.	10POINT ACTION PLAN		
6a.	Mass Testing	<p><b>The Board agreed to note the update.</b></p> <p><b>The following messages were shared with the Board:</b></p> <ol style="list-style-type: none"> <li>1. To be exempt from self-isolating as a close contact you need to be: <ul style="list-style-type: none"> <li>• Fully vaccinated</li> <li>• Not a 'home contact'</li> <li>• Had a negative PCR test</li> <li>• Taking daily LFT tests</li> <li>• Organisation completed a risk assessment and individual is deemed critical to the service</li> </ul> </li> <li>2. There are two new types of Lateral Flow testing available; the Orient Gene test will be used for schools and only takes 15 minutes to get a result and the Flow Flex test will be used more widely.</li> </ol>	All
6b.	Contact Tracing and Outbreak Management	<p><b>The Board agreed to note the update.</b></p> <p><b>The following messages were shared with the Board:</b></p> <ol style="list-style-type: none"> <li>1. There were over 160 referrals of Level 2 contacts;</li> <li>2. The team have currently reached around 40-50% of Level 2 cases.</li> </ol>	All
6c.	Mass Vaccination	<p><b>The Board agreed to note the update.</b></p> <p><b>The following messages were shared with the Board:</b></p> <ol style="list-style-type: none"> <li>1. 163,000 people have received a first dose;</li> <li>2. 135,000 have received their second dose;</li> <li>3. The team are looking at alternative ways to approach the hard to reach populations and providing alternative messaging;</li> </ol>	All

		<ol style="list-style-type: none"> <li>4. The legislation has passed to make vaccination mandatory for care home staff;</li> <li>5. Communication with the public has led to understanding that some individuals reasoning behind not having the vaccine was less about hesitancy but more about inconvenience.</li> </ol>	
6d.	Update and escalations from the COVID-19 Community Engagement Group	<p><b>The Board agreed to note the update.</b></p> <p><b>The following messages were shared with the Board:</b></p> <ol style="list-style-type: none"> <li>1. The importance of encouraging a healthy lifestyle to promote resilience against Covid-19;</li> <li>2. The 'Summer Engagement Programme' is starting soon and the team will visit each neighbourhood in Trafford;</li> <li>3. The programme will deliver key messages from Public Health around reducing the spread of Covid-19, the importance of the vaccine and promoting a healthy lifestyle.</li> </ol>	N/A
7.	Public Engagement Board Activity and Feedback	None	
8.	Any Other Business	None	
9.	Date of Next Meeting	Wednesday 11 <sup>th</sup> August 2021 at 10:00 a.m.	

This page is intentionally left blank



## Public Engagement Board

### COVID-19 Programme Team

CLT Lead: Eleanor Roaf, Director Public Health Trafford

11 August 2021

#### Data surveillance update paper to Public Engagement Board

#### Report Summary:

This paper provides an update on the current data position for COVID-19 within Trafford and provides comparative information with other GM localities. Data insights into any potential trends are provided based on best available public health information and intelligence available.

---

#### Overview of the current position:

- There were **691** confirmed cases during the week ending Wednesday 04 August. The highest number of daily cases during the past week were reported on **Monday 02 August** with **121** cases.
- Our 7-day case rate has decreased slightly to **291.1/100k** from **308.4/100k** in the previous reported week. Our rate of reduction has slowed, and indeed our most recent data suggests that our case rate is increasing slightly .
- We have seen a continued reduction in Trafford's testing rate over the past week (currently at **476.8/100k**), similar to the North West (**481.7/100k**) but lower than the England (**523.6/100k**) average. We have seen little change in Trafford's positivity rate over the past 7 days (dropping slightly to **8.9%** from **9.2%** in the previous week), similar to the North West average (**8.7%**) but higher than the England average (**8.0%**).
- Rates remain highest in 15-29 year olds (increasing to **711.9/100k** from **627.0/100k** in the previous week), increasing most for 19-24 year olds (over **1000/100k**). We have seen a slight rise in rates for people aged 45-59.
- Rates for Trafford's 60+ residents have dropped to **92.6/100k** from **107.5/100k** in the previous week. This is the age group where we have most concern about serious illness, although the good news is that the number of residents 75+ testing positive has dropped.
- Case rates have dropped in 12 wards, increased in 8 wards, whilst unchanged in 1 ward.
- Ward rates remain highest in the west of the borough, as both Davyhulme West and Davyhulme East are the only two wards with rates greater than **400/100k**.

- Trafford's case rate is similar to the North West (**283.4/100k**) and England (**283.9/100k**) average. The sharp rate reduction that each GM borough was experiencing has now started to stabilise. Trafford has the 5th lowest case rate across the 10 GM boroughs (highest for Salford, at **389.1/100k**).
- There were **228** COVID-19 admissions during the week ending Sunday 18 July. There were **257** COVID-19 admissions during the previous week (Including Manchester University Foundation Trust, Salford Royal Foundation Trust, Stockport Foundation Trust, and Warrington & Halton Teaching Hospitals Foundation Trust).

Along with the rest of Greater Manchester, Trafford was seeing a rise in its case rate throughout May and June, peaking in early July. We then started to see a sharp reduction across the region. More recent data, however, suggest that the reduction in cases is starting to level off. The majority of Trafford's cases are made up of the delta variant.

The percentage of Trafford residents (above 18) given at least 1 vaccine dose remains high, above **82%**. However, uptake has slowed down since July 1st, increasing by only **2.2%**. The percentage of residents receiving both doses is progressing well, greater than **71%**, which is an increase of **11.8%** since July 1st. Initially, we were seeing a sharp rise in vaccine uptake for our young adult population (below 40 years) but this has now started to slow down. The percentage of residents administered at least 1 vaccine dose is at **71.5%** (increasing by **3.3%** since July 1st) for 30-39 year olds, and **64.4%** (increasing by **9.6%** since July 1st) for 18-29 year olds. All cohort groups 1-9 have been offered their first dose vaccination, over **90%** have received their first dose vaccine. This still leaves a substantial number of people unvaccinated and we are striving to reach at least **95%** in this group. Despite steady improvements, we are still seeing inequalities in vaccine uptake, with lower uptake in some of our more deprived areas and in some minority groups. We have seen rates increase in the Asian/Asian British population in the North of the borough (with uptake now greater than in the White population); rates remain lower in our black/Black British population. Our largest numbers of unvaccinated people are in our White population. We anticipate that inequalities in uptake will widen as the vaccine is rolled out to younger age groups and we are taking steps to reduce this risk. The North of the borough remains our major area of concern both for endemic covid and for serious illness following Covid. We are working with local community groups to increase uptake of vaccination.

As all lockdown restrictions have now been eased, we would like to emphasise the need for residents to continue to limit their social contacts, maintain social distancing, work from home wherever possible, stay outdoors, and keep good hand and respiratory hygiene habits at all times. We would strongly encourage all residents to take up the offer of vaccination as soon as they are eligible, and to remember the importance of the second dose in protecting themselves and others. While covid is generally not as serious in younger people, long covid can have a very significant impact, and vaccination protects against this too.

## Contact Officer:

Name: Tom Seery, Public Health Data Surveillance Analyst

Tel: 07929876642

Email: [Thomas.seery@trafford.gov.uk](mailto:Thomas.seery@trafford.gov.uk)

## 1.0 Distribution of COVID-19 cases within Trafford

1.1 Early December saw a gradual increase in cases, rising more sharply near the end of the month and going into early January.

1.2 Trafford's cases started to drop following the national lockdown. We then started to see case rates stall over a 14-day period in mid-late February.

1.3 A drop in the number of daily cases during early March was followed by a 10-day period (March 21st - March 31st) where daily cases increased, increasing our 7-day case rate to greater than 70/100k on March 31st.

1.4 April saw a steady flow of cases, reporting, on average, between 15-20 cases per day.

1.5 We started to see volatility in our weekly rates in late April, going into May, however rates remained below a rate of 60/100k.

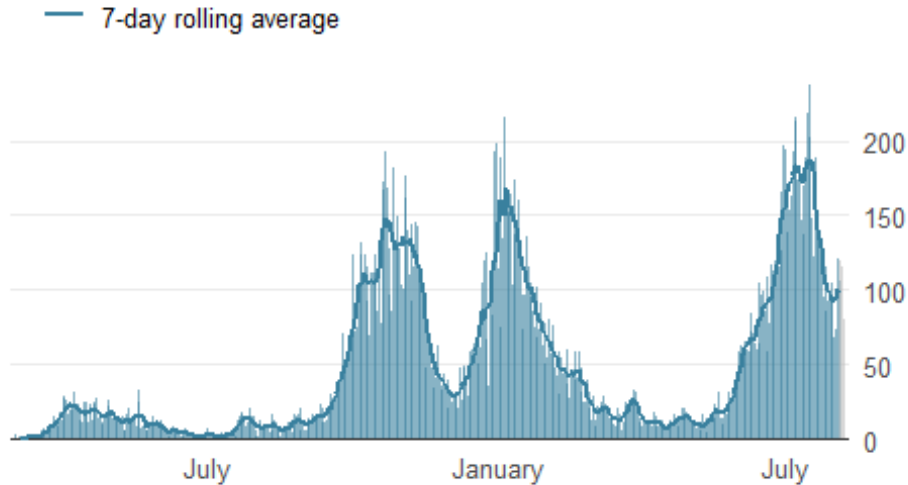
1.6 We started to see a sharp rise in positive cases from late May, continuing into July as more than 180 daily cases were being recorded for every 7-day period.

1.7 Mid-July saw a sharp reduction in Trafford's case rate, dropping below 300/100k, whilst less than 100 daily cases were being recorded for every 7-day period.

1.8 More recent data indicates that the downward trend has stalled, and we are now seeing a slight rise in cases, with over 100 new cases being diagnosed each day.

### Figure 1. Epidemic curve of daily confirmed new cases

Trafford, 02 March to 06 August 2021



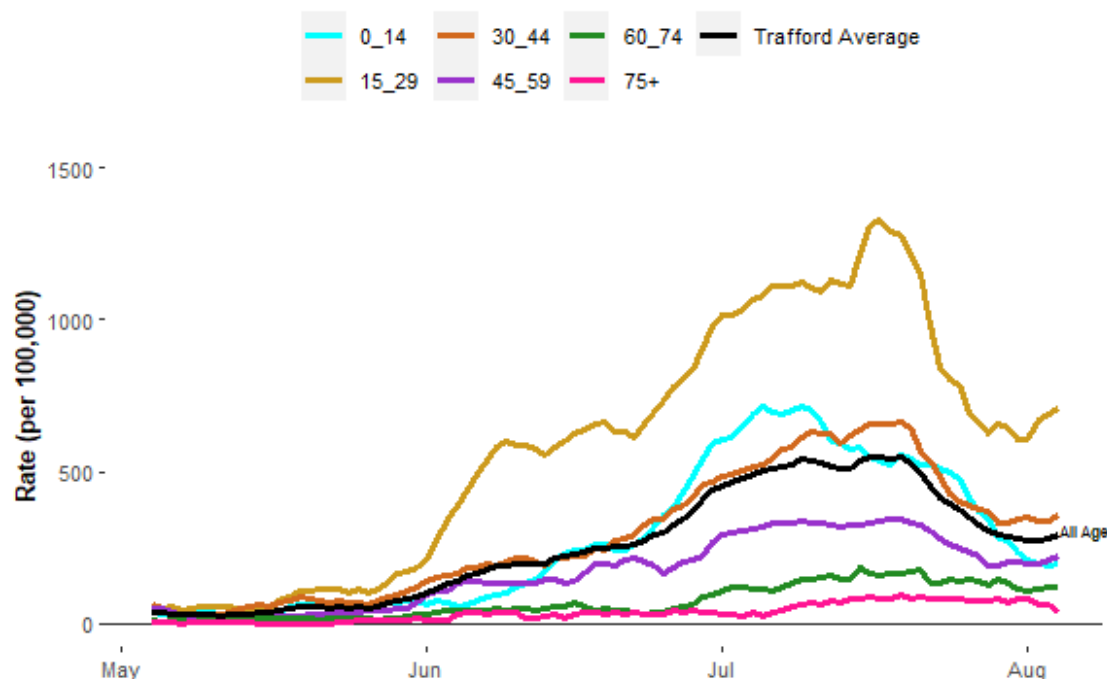
1.9 Case rates have increased for 2 of Trafford's age groups (15-29 & 45-59 year olds) during the most recent week. Rates have reduced most for 0-15 year olds (dropping to **195.0/100k** from **345.9/100k** in the previous week).

1.10 Rates remain highest for residents aged 15-29 (increasing to **711.9/100k** from **627.0/100k** in the previous week), particularly for 19-24 year olds within this age group who have seen their case rate increase above **1000/100k**.

1.11 We have seen a slight rate reduction for residents aged 60+ during the most recent week, dropping to **92.6/100k** from **107.5/100k**. There has been little change in the number of 60-74 year olds testing positive, however the number of positive cases among residents 75+ has decreased.

**Figure 2. Age-Specific case rate per 100,000 residents (7-day moving)**

Trafford, 06 May to 04 August 2021



1.12 Trafford’s ‘White’ ethnic group, as of week ending August 04, contribute to the highest number of cases (**506**), followed by the ‘Asian / Asian British’ ethnic group (**50**).

**Table 1. Case count and incidence per 100,000 population by ethnicity**

Trafford, 29 July to 04 August 2021

Ethnic_Group	n	Rate
Other	13	590.9
Mixed	20	331.6
Asian / Asian British	50	278.2
White	506	261.0
Black / Black British	14	214.1

## 2.0 Geographical spread of COVID-19 in Trafford

2.1 Rates have decreased for 12 wards, increased for 8 wards, and remained unchanged for 1 ward during the most recent week. We continue to see cases spread

across the borough, however rates are lowest for wards in the south of the borough (besides Timperley).

2.2 Case rates remain highest in Trafford's west locality, as both Davyhulme West (**429.6/100k**) and Davyhulme East (**429.3/100k**) have the two highest ward rates in Trafford. Rates for both of these wards remain similar to the previous week.

2.3 The wards of Bowdon (**-54.8%**) and Ashton upon Mersey (**-51.4%**) have seen the biggest rate reduction, whilst Timperley has seen the biggest increase (**+78.3%**) during the most recent week.

### 3.0 Testing in Trafford

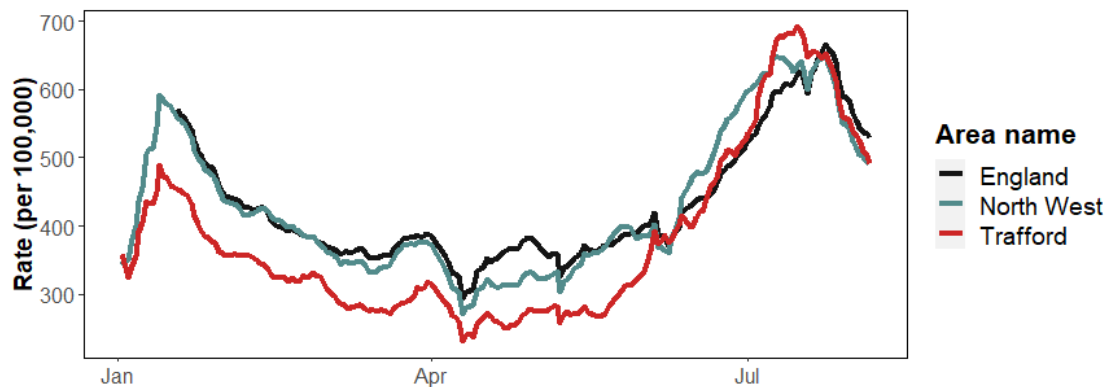
3.1 Over a 7 day period, ending August 04, the majority (**94.4%**) of COVID tests were conducted in our pillar 2 sites, consisting of all out-of-hospital testing sites. 39 cases were reported from pillar 1 sites.

3.2 Figure 3 shows that, after reaching a peak testing rate of **690/100k** in mid-July, we have seen a sharp reduction in Trafford's testing rate over the past 2 weeks, currently at **476.8/100k**. This is a similar trend to what is happening across the rest of the North West.

3.3 As of August 03, Trafford's 7-day positivity rate sits at **8.9%**, unchanged from the previous week and above the North West (**8.7%**) and England (**8.0%**) average.

#### Figure 3. Daily testing rate (7-day average): England, North West, & Trafford

Trafford, 02 January to 05 August 2021



## 4.0 Comparative data of COVID-19 cases within the local authorities of Greater Manchester

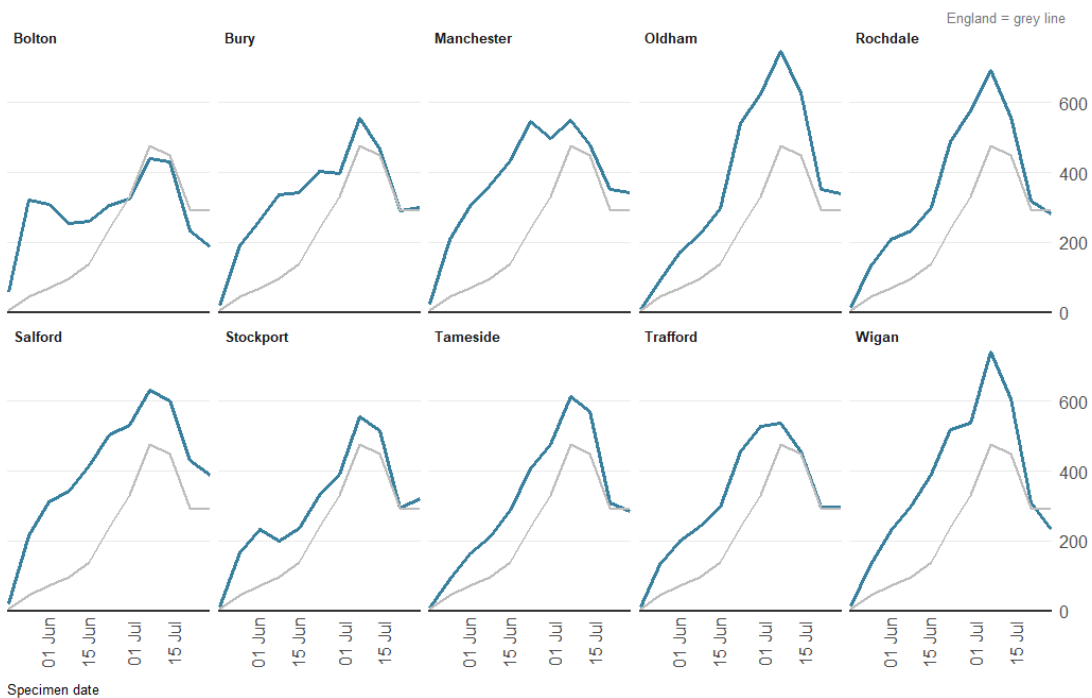
4.1 As presented in figure 3, regional case rates started to rise throughout May and June.

4.2 For each of the 10 GM boroughs, case rates peaked in early July, reaching as high as **700/100k** in some boroughs.

4.3 Case rates across the region started to drop throughout July, however more recent data shows that the rate reduction has started to level-off, similar to the England average.

**Figure 4. Weekly incidence per 100,000 population by local authority**

Greater Manchester, 29 July to 05 August 2021

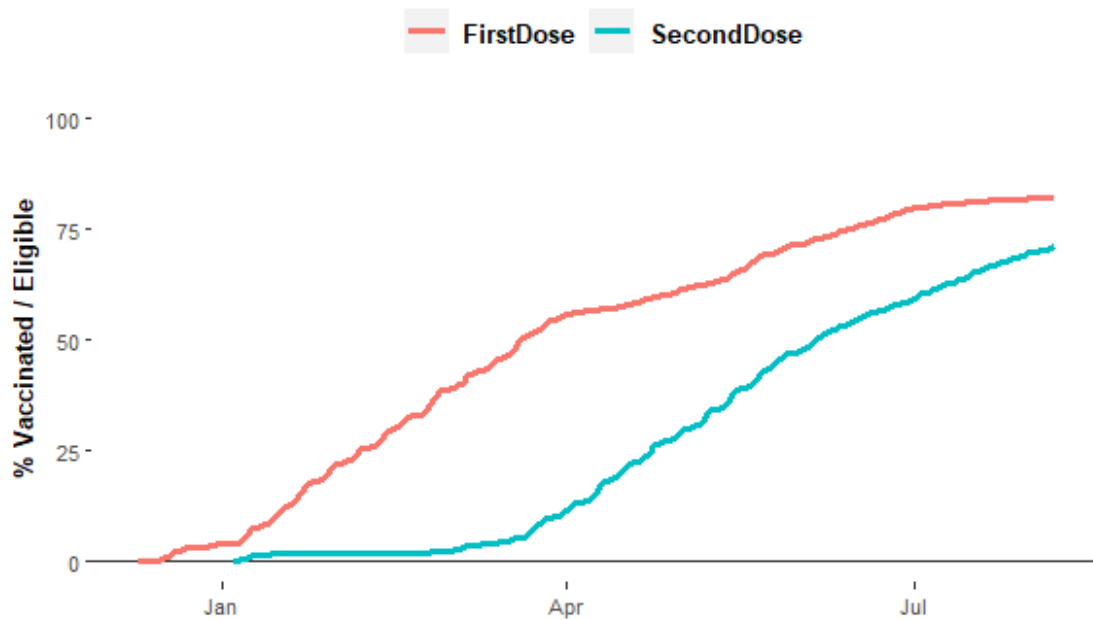


## Vaccinations

- The total percentage of Trafford residents (Aged 18+) administered their first vaccine dose on **Saturday 07-08-2021** was **82.2%**.
- The total percentage of Trafford residents (Aged 18+) administered both vaccine doses on **Saturday 07-08-2021** was **71%**.

**Figure 4. Running total of first and second dose vaccines for Trafford residents (18 years and above)**

Trafford, 09 December to 07 August 2021



Source: COVID-19 Situational Awareness Explorer